

**Format of Holding of Specified securities**

1. Name of Listed Entity: SAGARSOFT (INDIA) LIMITED
2. Scrip Code/Name of Scrip/Class of Security: Scrip Code : 540143, Equity
3. Share Holding Pattern Filed under: Reg. 31(1)(a)/Reg.31(1)(b)/Reg.31(1)(c)
- a. if under 31(1)(b) then indicate the report for quarter ending 31/12/2016
- b. if under 31(1)(c) then indicate date of allotment/extinguishment
4. Declaration : The Listed entity is required to submit the following declaration to the extent of submission of information:

Particulars	YES*	NO*
a Whether the Listed Entity has issued any partly paid up shares		✓
b Whether the Listed Entity has issued any Convertible Securities or Warrants?		✓
c Whether the Listed Entity has any shares against which depository receipts are issued?		✓
d Whether the Listed Entity has any shares in locked-in?	✓	
e Whether any shares held by promoters are pledge or otherwise encumbered?		✓

\*if the Listed Entity selects the option 'NO' for the questions above, the columns for the partly paid up shares, Outstanding Convertible Securities/Warrants, depository receipts, locked-in shares, No of shares pledged or otherwise encumbered by promoters, as applicable, shall not be displayed at the time of dissemination on the Stock Exchange website. Also wherever there is 'No' declared by Listed entity in above table the values will be considered as 'Zero' by default on submission of the format of holding of specified securities.

- 5 The tabular format for disclosure of holding of specified securities is as follows:

For SAGARSOFT (INDIA) LIMITED

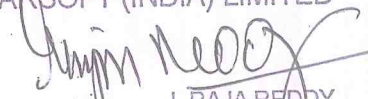
  
 J. RAJA REDDY  
 COMPANY SECRETARY

Table I - Summary Statement holding of specified securities

Category	Category of Shareholder	No of Share holders	No of fully paid up equity shares held	No of Partly paid-up equity shares held	No of Shares Underlying Depository Receipts	Total No of Shares Held (VII) = (IV)+(V)+(VI)	Shareholding as a % of total no of shares (As a % of (A+B+C2))	Number of Voting Rights held in each class of securities			No of Shares Outstanding convertible securities (Including Warrants)	Shareholding as a % assuming full conversion of convertible Securities (as a percentage of diluted share capital)	Number of Locked in Shares		Number of Shares pledged or otherwise encumbered		Number of equity shares held in dematerialized form	
								No of Voting Rights		Total as a % of (A+B+C)			No.	As a % of total Shares held	No.	As a % of total Shares held		
(I)	(II)	(III)	(IV)	(V)	(VI)	(VII)	(VIII)	Class X	Class Y	Total	(IX)	(X)	(XI)	(XII)		(XIII)		(XIV)
(A)	Promoter & Promoter Group	12	2869279	0	0	2869279	51.61	2869279	0	2869279	51.61	0	51.61	2843830	99.11	0	0	2869279
(B)	Public	2151	2690721	0	0	2690721	48.39	2690721	0	2690721	48.39	0	48.39	0	0.00	0	0	2315566
(C)	Non Promoter-Non Public											0	0.00					
(C1)	Shares underlying DRs	0	0	0	0	0	0	0	0	0	0.00	0	0.00	0	0.00	0	0	0
(C2)	Shares held by Employes Trusts	0	0	0	0	0	0	0	0	0	0.00	0	0.00	0	0.00	0	0	0
	Total:	2163	5560000	0	0	5560000	100.00	5560000	0	5560000	100.00	0	100.00	2843830	51.15	0	0	5184845

For SAGARSOFT (INDIA) LIMITED


  
J. RAJAREDDY  
COMPANY SECRETARY

Table II - Statement showing shareholding pattern of the Promoter and Promoter Group

Category	Category & Name of the Shareholder	PAN	No of Share holders	No of fully paid up equity shares held	No of Partly paid-up equity shares held	No of Shares Underlying Depository Receipts	Total No of Shares Held (IV+V+VI)	Shareholding as a % of total no of shares (calculated as per SCRR, 1957 (VIII) As a % of (A+B+C2)	Number of Voting Rights held in each class of securities			No of Shares Underlying Outstanding convertible securities (Including Warrants)	Shareholding as a % assuming full conversion of convertible Securities (as a percentage of diluted share capital) (VII)+(X) As a % of (A+B+C2)	Number of Locked in Shares		Number of Shares pledged or otherwise encumbered		Number of equity shares held in dematerialized form	
									Class X	Class Y	Total			No.	As a % of total Shares held	No.	As a % of total Shares held		
																			No of Voting Rights
(I)	(II)	(III)	(IV)	(V)	(VI)	(VII)	(VIII)	(IX)	(X)	(XI)	(XII)	(XIII)	(XIV)						
(a)	Individuals/Hindu undivided Family																		
	SREEKANTH REDDY SAMMIDI	AGQPS1888Q	1	1154500	0	0	1154500	20.76	1154500	0	1154500	20.76	0	20.76	1154500	100.00	0	0	1154500
	S RACHANA	ALQPS4523B	1	593730	0	0	593730	10.68	593730	0	593730	10.68	0	10.68	593730	100.00	0	0	593730
	S VEERA REDDY	ALCPS2687J	1	180200	0	0	180200	3.24	180200	0	180200	3.24	0	3.24	180200	100.00	0	0	180200
	S VANAJATHA	AGQPS1887B	1	147100	0	0	147100	2.65	147100	0	147100	2.65	0	2.65	147100	100.00	0	0	147100
	S ANAND REDDY	AGQPS1886A	1	177649	0	0	177649	3.20	177649	0	177649	3.20	0	3.20	152200	85.67	0	0	177649
	S ARUNA	AJWPS3568C	1	118400	0	0	118400	2.13	118400	0	118400	2.13	0	2.13	118400	100.00	0	0	118400
	W MALATHI	AAF PW8638M	1	120900	0	0	120900	2.17	120900	0	120900	2.17	0	2.17	120900	100.00	0	0	120900
	N MADHAVI	ABQPN7086A	1	116400	0	0	116400	2.09	116400	0	116400	2.09	0	2.09	116400	100.00	0	0	116400
	P SUCHARITHA REDDY	AEHPP6429F	1	105200	0	0	105200	1.89	105200	0	105200	1.89	0	1.89	105200	100.00	0	0	105200
	P SUDERSHAN REDDY	AEHPP6430Q	1	50000	0	0	50000	0.90	50000	0	50000	0.90	0	0.90	50000	100.00	0	0	50000
	P RAJITH REDDY	AEKPP1908G	1	50000	0	0	50000	0.90	50000	0	50000	0.90	0	0.90	50000	100.00	0	0	50000
	M RADHIKA REDDY	AJOPM2945F	1	55200	0	0	55200	0.99	55200	0	55200	0.99	0	0.99	55200	100.00	0	0	55200
(b)	Central Government/State Government(s)		0	0	0	0	0	0.00	0	0	0	0.00	0	0.00	0	0.00	0	0	0
(c)	Financial Institutions/Banks		0	0	0	0	0	0.00	0	0	0	0.00	0	0.00	0	0.00	0	0	0
(d)	Any Other		0	0	0	0	0	0.00	0	0	0	0.00	0	0.00	0	0.00	0	0	0
	Sub-Total (A){1}		12	2869279	0	0	2869279	51.61	2869279	0	2869279	51.61	0	51.61	2843830	99.11	0	0	2869279
(2)	Foreign																		
(a)	Individuals (Non-Resident Individuals/ Foreign Individuals)		0	0	0	0	0	0.00	0	0	0	0.00	0	0.00	0	0.00	0	0	0
(b)	Government		0	0	0	0	0	0.00	0	0	0	0.00	0	0.00	0	0.00	0	0	0
(c)	Institutions		0	0	0	0	0	0.00	0	0	0	0.00	0	0.00	0	0.00	0	0	0
(d)	Foreign Portfolio Investor		0	0	0	0	0	0.00	0	0	0	0.00	0	0.00	0	0.00	0	0	0
(e)	Any Other		0	0	0	0	0	0.00	0	0	0	0.00	0	0.00	0	0.00	0	0	0
	Sub-Total (A){2}		0	0	0	0	0	0.00	0	0	0	0.00	0	0.00	0	0.00	0	0	0
	Total Shareholding of Promoter and Promoter Group (A)=(A){1}+(A){2}		12	2869279	0	0	2869279	51.61	2869279	0	2869279	51.61	0	51.61	2843830	99.11	0	0	2869279

For SAGARSOFT (INDIA) LIMITED

*J. Raja Reddy*  
**J. RAJA REDDY**  
 COMPANY SECRETARY

Table III - Statement showing shareholding pattern of the Public shareholder

Category	Category & Name of the Shareholder	PAN	No of Share holders	No of fully paid up equity shares held	No of Partly paid-up equity shares held	No of Shares Underlying Depository Receipts	Total No of Shares Held (IV+V+VI)	Share holding as a % of total no of shares (A+B+C2)	Number of Voting Rights held in each class of securities			No of Shares Outstanding convertible securities (Including Warrants)	Shareholding as a % assuming full conversion of convertible Securities (as a percentage of diluted share capital)	Number of Locked in Shares		Number of Shares pledged or otherwise encumbered		Number of equity shares held in dematerialized form	
									No of Voting Rights	Total as a % of (A+B+C)	No.			As a % of total Shares held	No.	As a % of total Shares held			
																	Class X		Class Y
(I)	(II)	(III)	(IV)	(V)	(VI)	(VII)	(VIII)	(IX)			(X)	(XI)	(XII)		(XIII)	(XIV)			
(1)	Institutions																		
(a)	Mutual Funds		0	0	0	0	0	0.00	0	0	0	0.00	0	0.00	0	0	0	0	0
(b)	Venture Capital Funds		0	0	0	0	0	0.00	0	0	0	0.00	0	0.00	0	0	0	0	0
(c)	Alternate Investment Funds		0	0	0	0	0	0.00	0	0	0	0.00	0	0.00	0	0	0	0	0
(d)	Foreign Venture Capital Investors		0	0	0	0	0	0.00	0	0	0	0.00	0	0.00	0	0	0	0	0
(e)	Foreign Portfolio Investors		0	0	0	0	0	0.00	0	0	0	0.00	0	0.00	0	0	0	0	0
(f)	Financial Institutions/Banks																		
	THE MADHAVPURA MERCANTILE CO-OP. BANK LTD.	AAAAT5863H	1	400000	0	0	400000	7.19	400000	0	400000	7.19	0	7.19	0	0	0	0	400000
	Others		1	13300	0	0	13300	0.24	13300	0	13300	0.24	0	0.24	0	0	0	0	13300
(g)	Insurance Companies		0	0	0	0	0	0.00	0	0	0	0.00	0	0.00	0	0	0	0	0
(h)	Provident Funds/Pension Funds		0	0	0	0	0	0.00	0	0	0	0.00	0	0.00	0	0	0	0	0
(i)	Any Other																		
	Sub Total (B)(1)		2	413300	0	0	413300	7.43	413300	0	413300	7.43	0.00	7.43	0.00	0	0	0	413300
(2)	Central Government/State Government(s)/ President of India		0	0	0	0	0	0.00	0	0	0	0.00	0	0.00	0	0	0	0	0
	Sub Total (B)(2)		0	0	0	0	0	0.00	0	0	0	0.00	0	0.00	0	0	0	0	0
(3)	Non-Institutions																		
(a)	i. Individual shareholders holding nominal share capital up to Rs.2 lakhs		2030	1460316	0	0	1460316	26.26	1460316	0	1460316	26.26	0	26.26	0	0	0	0	1085161
	ii. Individual shareholders holding nominal share capital in excess of Rs. 2 Lakhs		7	253792	0	0	253792	4.56	253792	0	253792	4.56	0	4.56	0	0	0	0	253792
(b)	NBFCs Registered with RBI		0	0	0	0	0	0.00	0	0	0	0.00	0	0.00	0	0	0	0	0
(c)	Employee Trusts		0	0	0	0	0	0.00	0	0	0	0.00	0	0.00	0	0	0	0	0
(d)	Overseas Depositories (Holding DRs)(Balancing figure)		0	0	0	0	0	0.00	0	0	0	0.00	0	0.00	0	0	0	0	0
(e)	Any Other																		
	Non Resident Indians		10	21700	0	0	21700	0.39	21700	0	21700	0.39	0	0.39	0	0	0	0	21700
	Clearing Members		6	10807	0	0	10807	0.19	10807	0	10807	0.19	0	0.19	0	0	0	0	10807
	Non Resident Indian Non Repatriable		7	4100	0	0	4100	0.07	4100	0	4100	0.07	0	0.07	0	0	0	0	4100
	HUFs		22	24814	0	0	24814	0.45	24814	0	24814	0.45	0	0.45	0	0	0	0	24814
	Body Corporates																		
	TWINVEST FINANCIAL SERVICES LTD	AAACT7514R	1	238306	0	0	238306	4.29	238306	0	238306	4.29	0	4.29	0	0	0	0	238306
	Other Body Corporates		66	263586	0	0	263586	4.74	263586	0	263586	4.74	0	4.74	0	0	0	0	263586
	Sub Total (B)(3)		2149	2277421	0	0	2277421	40.96	2277421	0.00	2277421	40.96	0	40.96	0	0	0	0	1902266
	Total Public Shareholding (B) = (B)(1)+(B)(2)+(B)(3)		2151	2690721	0	0	2690721	48.39	2690721	0	2690721	48.39	0	48.39	0	0	0	0	2315566


For SAGARSOFT (INDIA) LIMITED

*Jayin Reddy*  
**J. RAJA REDDY**  
 COMPANY SECRETARY

Table IV - Statement showing shareholding pattern of the Non Promoter - Non Public Shareholder

Category	Category & Name of the Shareholder	PAN	No of Share holders	No of fully paid up equity shares held	No of Partly paid-up equity shares held	No of Shares Underlying Depository Receipts	Total No of Shares Held (IV+V+VI)	Share holding as a % of total no of shares (A+B+C2)	Number of Voting Rights held in each class of securities			No of Shares Underlying Outstanding convertible securities (Including Warrants)	Shareholding as a % assuming full conversion of convertible Securities (as a percentage of diluted share capital)	Number of Locked in Shares		Number of Shares pledged or otherwise encumbered		Number of equity shares held in dematerialized form	
									No of Voting Rights		Total as a % of (A+B+C)			No.	As a % of total Shares held	No.	As a % of total Shares held		
									Class X	Class Y									Total
	(I)	(II)	(III)	(IV)	(V)	(VI)	(VII)	(VIII)	(IX)			(X)	(XI)	(XII)		(XIII)		(XIV)	
(1)	Custodian/DR Holder		0	0	0	0	0	0.00	0	0	0	0.00	0	0.00	0	0.00	0	0	0
(2)	Employee Benefit Trust (under SEBI (Share based Employee Benefit) Regulations 2014)		0	0	0	0	0	0.00	0	0	0	0.00	0	0.00	0	0.00	0	0	0
	<b>Total Non-Promoter-Non Public Shareholding (C) = (C)(1)+(C)(2)</b>		<b>0</b>	<b>0</b>	<b>0</b>	<b>0</b>	<b>0</b>	<b>0.00</b>	<b>0</b>	<b>0</b>	<b>0</b>	<b>0.00</b>	<b>0</b>	<b>0.00</b>	<b>0</b>	<b>0.00</b>	<b>0</b>	<b>0</b>	<b>0</b>

For SAGARSOFT (INDIA) LIMITED

  
**J. RAJA REDDY**  
 COMPANY SECRETARY